

The Winning Force

DURMA

PBF_{SERIES} PRESS BRAKES



- Easy to Use
- Faster
- Productive
- Winning
- Ergonomic



DURMA The Winning Force





As a total supplier for sheet metal manufacturing with almost 60 years of experience, Durma understands and recognizes the challenges, requirements and expectations of the industry. We strive to satisfy the ever higher demands of our customers by continuously improving our products and processes while researching and implementing the latest technologies.

In our three production plants with a total of 150.000 m², we dedicate 1,000 employees to delivering high quality manufacturing solutions at the best performance-to-price ratio in the market.

From the innovations developed at our Research & Development Center to the technical support given by our worldwide distributors, we all have one common mission: to be your preferred partner.

Present Durmazlar machines with **DURMA** name to the world.




1

High technology,
modern production
lines



2

Top quality
components



3

High quality
machines designed
in R&D Centre

PBF Series Press Brakes

Customer-oriented leader

We designed an excellent machine for our clients who do not need high stroke and work in three shifts. We support you with low investment costs, efficient, precise, minimum maintenance costs.

PBF series serves your company and advances your production standards.



The Winning Force

The "Magic Touch" for your company

Fast, productive and perfect bendings

High efficiency

Low energy consumption

Perfectly equipped for precise bendings and economic solutions

Developed by the expertise of R&D Center engineers of DURMAZLAR
PBF Hydraulic Press Brake will strengthen your business with innovative solutions.

**Easy to
Use**

Economic

Efficient

Fast

**Reliable
Brand**

Why *DURMA* Press Brakes

- Better and faster bendings
- Rigid body structure
- High sensitivity and repeatability
- Low service cost
- Hi-tech equipment
- Increases the value of your company
- Reliable brand

Gain More Power

Easy solutions for your investments

PBF Hydraulic Press Breaks, featuring low investment cost, high productivity and perfect performance / price ratio, ensures and obtains all solutions for your bending needs.



General Specifications

- High sensitivity, Stress relieved steel construction body, long life Mono Block Frame
- DURMA designed and copyrighted guiding system
- Ball Screw and linear guide integrated perfect back gauge system
- Durable, long life and sensitive bending capable special hardened top tools
- Suitable for segmented tools special and fast tool holding system
- Sensitive solutions at long and deep bending
- High accuracy linear scales
- CE safety standards
- Environment friendly, efficient and perfect bending combinations


Strong Back Gauge System

Precise

Reliable

Robust

- Fast and high precision
- Reliable process
- Adjustable from each point
- Crash-proof
- Maintenance free




Why *DURMA* Back Gauge ?

Most important feature to achieve perfect bending is the stability and the design of the back gauge, which allows an impeccable and correct product to be produced.

The high speed **ballscrew** back gauge system movement is also supported with **linear guides**, which helps the back gauge achieve long life, greater sensitivity and strengthens against any collisions.

Special designed finger blocks with steps to achieve maximum stability can also be supplied for every kind of bending solution.



Standard back gauge
X CNC
R manuel

Tool Holders and Tools

Bending performance is increased with high European clamping system and easiness to use. Narrow table for Z bending and table designed for European style tool holder.


DURMA is your solution partner with various tool options.




European Clamping System



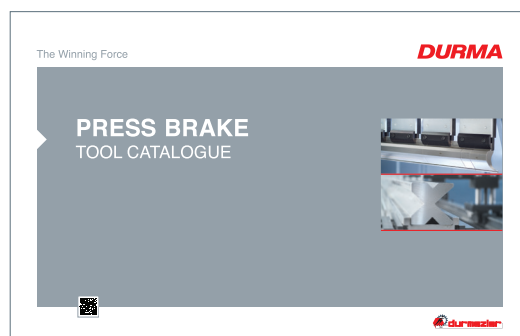
European Type Bottom Tool - 4 V Die



Quick Release Clamping



DURMA Multi V Bottom Tool



Safe and Accurate Bends with Top Quality Equipments

Crowning System

Manual or CNC-controlled motorized crowning system simplifies bending by adjusting each point of the bending parts to acquire straight bends. The need for shimming is eliminated.



Manual Crowning System

Easy Changeable Front Sheet Supports

Rugged support arms with tilting stops are mounted on a linear guide rail system. This allows “finger-tip” lateral adjustment as required by the bend length of the part. They are also equipped with side gauges for the fast, easy, and accurate feeding of parts small or large.



Front Support Arms with T-Slot

CE Safety Systems

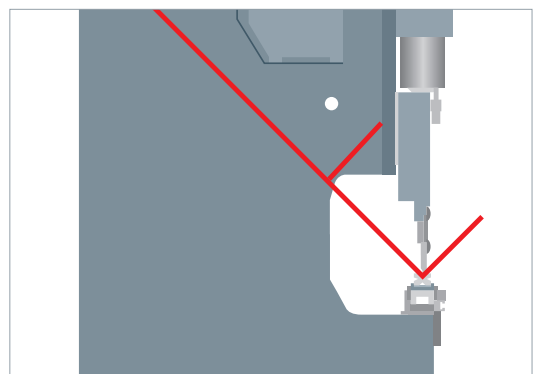
Our machines are designed in accordance with Ce-Norms to ensure your safety with hydraulic, electric, appropriate height covers and laser light curtains. CE safety in tandem machines are also provided with light barriers.



CE Laser Safety System

Stable Top Beam Movement

By using long and planar guiding surfaces, all the disadvantages of point guiding are eliminated 100%. Free bending space: guiding system that eliminates bending between frame has been moved to the outside of the frame.



90 Degree Endless Bend

DURMA Touch

DT10 Control Unit



Everything is Under Control
With User-Friendly Interface...



Create profile with touch screen



Online service via Internet connection



Diagnostic mode



Easy programming page



Automatic bend calculation and listing



Tool programming and library

- Automatic bend listing
- Archiving your bendings
- Easy bend functioning
- 2D color graphics display and multiple simulation
- Linux operating system
- D-Bend offline software
- Tandem compatible
- Multiple language options
- Ergonomic panel design
- USB port, back-up 10" TFT color touch screen



All the solutions are a click away with the DT10

Alarm Help Screen

Alarm help screen is finding a solution for the operator step by step. This module makes the operator's life easier with rapid solutions.

D-Bend offline software

D-Bend Offline software allows you to simulate your bendings at your desk in your office. You can create your tools. It provides the opportunity to make new programs without interrupting production. In addition to the errors that occur when you start your process yet you will find the opportunity to pre-intervention. D-Bend verifies your unfoldment. Creates verified part drawings for Laser, punch, and plasma machines.

Fast on Service and Spare Parts

DURMA provides the best level of service and spare parts with qualified personnel and spare parts in stock. Our experienced and professional service personnel are always ready at your service. Our professional training and application enriched courses will give you an advantage to use our machinery.



Consultancy



Spare Parts



R&D Center



After Sales Service

DURMA
Solution Center



Service Agreements



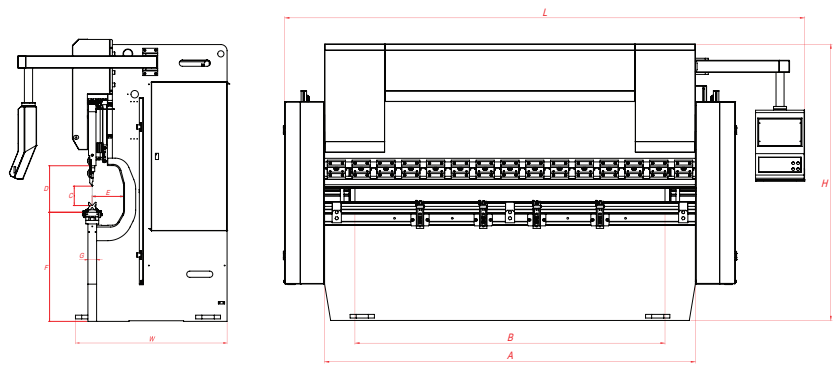
Software



Training



Flexible Solution



PBF Series Technical Details

			PBF 1030	PBF 2560	PBF 30120	PBF 30200	PBF 40160
Bending Force	Tons		30	60	120	200	160
Bending Length	ft	A	3' 5"	8' 4"	10'	10'	13' 3"
Distance Between Columns	ft	B	2' 9"	7' 1"	8' 4"	8' 4"	11' 9"
Stroke	inch	C	6.3	6.3	7.1	8.3	7.9
Daylight	inch	D	15.4	13.8	14.8	17.5	16.9
Throat Depth	inch	E	9.8	9.8	9.8	9.8	11.8
Y Axes Rapid Speed	inch/sec		7.8	4.7	4	4	6.3
Y Axes Working Speed	inch/sec		0.4	0.4	0.4	0.3	0.4
Y Axes Return Speed	inch/sec		5.1	2.8	3	2.9	5.5
Table Height	inch	F	32.9	32	34.5	33.8	33.8
Table Width	inch	G	4.1	4.1	4.1	4.1	4.1
X Axes Working Speed	mm/sec		9.8	9.8	9.8	9.8	9.8
X Axes Travel	inch		15.7	24.4	24.4	24.4	24.4
Motor Power	hp		7	7	15	20	20
Length	ft	L	8' 1"	10' 7"	12' 3"	12' 3"	19' 2"
Width	ft	W	4' 1"	3' 9"	4' 1"	4' 6"	6' 2"
Height	ft	H	7' 4"	3' 9"	4' 1"	4' 6"	6' 2"
Weight Approx.	lbs		7165	9370	13010	18035	23150

Standard & Optional Equipment

Y1, Y2, X - 3 Axis

CE with Manuel F. AKAS II M FPSC-B-C (SAFETY PLC)

Manuel crowning (Include PBF 30120, PBF 30200, PBF 40160)

Control Unit - DT 10 Touch screen 2D graphic (Remote Control)

Back gauge: motorized & linear guide & ballscrew

European clamping system

European clamping system top tool

European style bottom tool holder

Support arms with T-Slot

Safety side covers (Non CE)

World known electrical equipments

D-Bend offline software (3D importer)

Bottom tool *DURMA* Multi V

European style bottom tool

Quick release clamping

Additional finger blocks

Additional support arms with T-Slot

Oil coolant

Overseas special packing


DURMA




PANEL BENDER




PUNCH



PLASMA



L ANGLE PROCESSING CENTER



IRON WORKER




POWER OPERATED SHEAR

DURMA




PRESS BRAKE



VARIABLE RAKE SHEAR




TUBE LASER CUTTING



FIBER LASER



ROLL BENDING



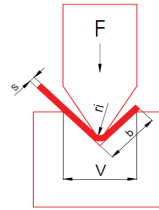
PROFILE BENDING



CORNER NOTCHER

V	b	r _i	s(mm)																					
			0.5	0.8	1	1.2	1.5	1.8	2	2.5	3	3.5	4	4.5	5	6	7	8	9	10	12	15	18	20
6	5	1	2,5	6,5	10																			
8	6	1,3	2	5	8	11																		
10	7	1,7	1,5	4	6	9	13																	
12	9	2		3	5	7	11	16																
15	12	2,7			4	6	9	13	16															
20	15	3,3				4	7	10	12	19														
26	18	4,2					4	7,5	9	14	21													
30	22	5						6,5	8	12	19	24												
32	23	5,4						7,5	11,6	17	23	30												
37	25	5,8							10	14,5	20	26	33											
42	29	6,7								13	17	23	29	33,5										
45	32	7,5									16	21	27	33	48									
50	36	8,3										19	24	30	43	58								
60	43	10											20	25	36	49	64							
70	50	11,5												21	31	42	55	69						
80	57	13,5													27	37	48	60	75					
90	64	15														32	42	54	66	95				
100	71	17															38	48	60	86	134			
130	93	22																37	46	66	103	149		
180	130	30																	33	48	75	107	153	
200	145	33																		43	67	83	119	
250	180	42																			54	77	92	

$$F = \frac{1,42 \times L \times R_m \times s^2}{1000 \times V} \text{ (Ton)}$$



$$F = \frac{1,42 \times L \times R_m \times s^2}{1000 \times V} \text{ (Ton)}$$

F: Bending Force (Ton) L: Length (mm) Ri: Inside Radius (mm) Rm: Material Tensile Strength (daN/mm²) V: Channel Width (mm) B: Minimum Sheet Bending Side (mm) S: Thickness (mm)

PBF SERIES PRESS BRAKES

Durmazlar Makina San. ve Tic. A.Ş.
OSB 75. Yıl Bulvarı Nilüfer-Bursa / Türkiye
P: +90 224 219 18 00
F: +90 224 242 75 80
info@durmazlar.com.tr

www.durmazlar.com.tr

